


GamifiedEd: Igrifikacija v izobraževanju odraslih

2025-1-HR01-KA220-ADU-000351906



GamifiedEd



EDPUZZLE

edpuzzle.com

Uvod

Edpuzzle je interaktivna platforma za učenje z videoposnetki, ki učiteljem omogoča, da videe spremenijo v aktivne učne izkušnje z dodajanjem vprašanj in razlag.





Interactive learning, simplified



Everything you need to engage your students all in one place, now from video learning and beyond.



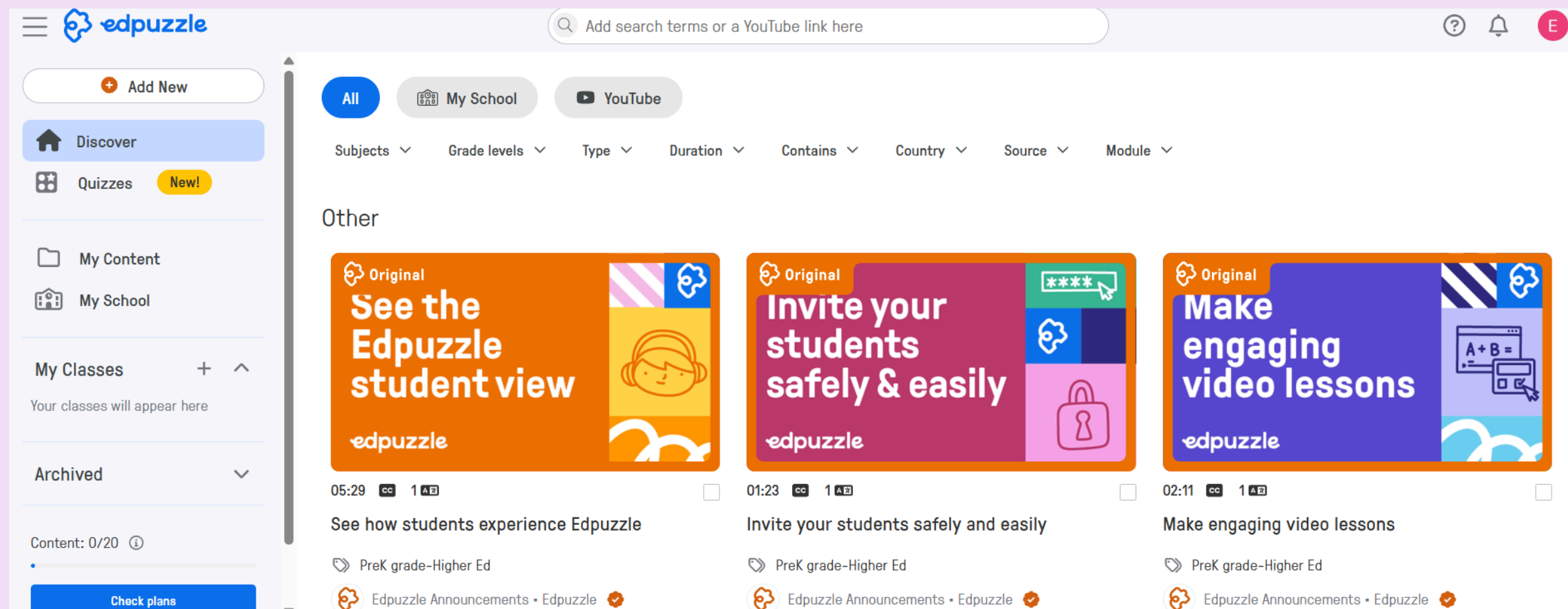
[Sign up for free](#)



Edpuzzle uradna spletna stran

Na domači strani Edpuzzle se uporabniki prijavijo v svoj račun.

Na nadzorni plošči lahko dostopajo do svoje video knjižnice in vseh orodij za ustvarjanje.

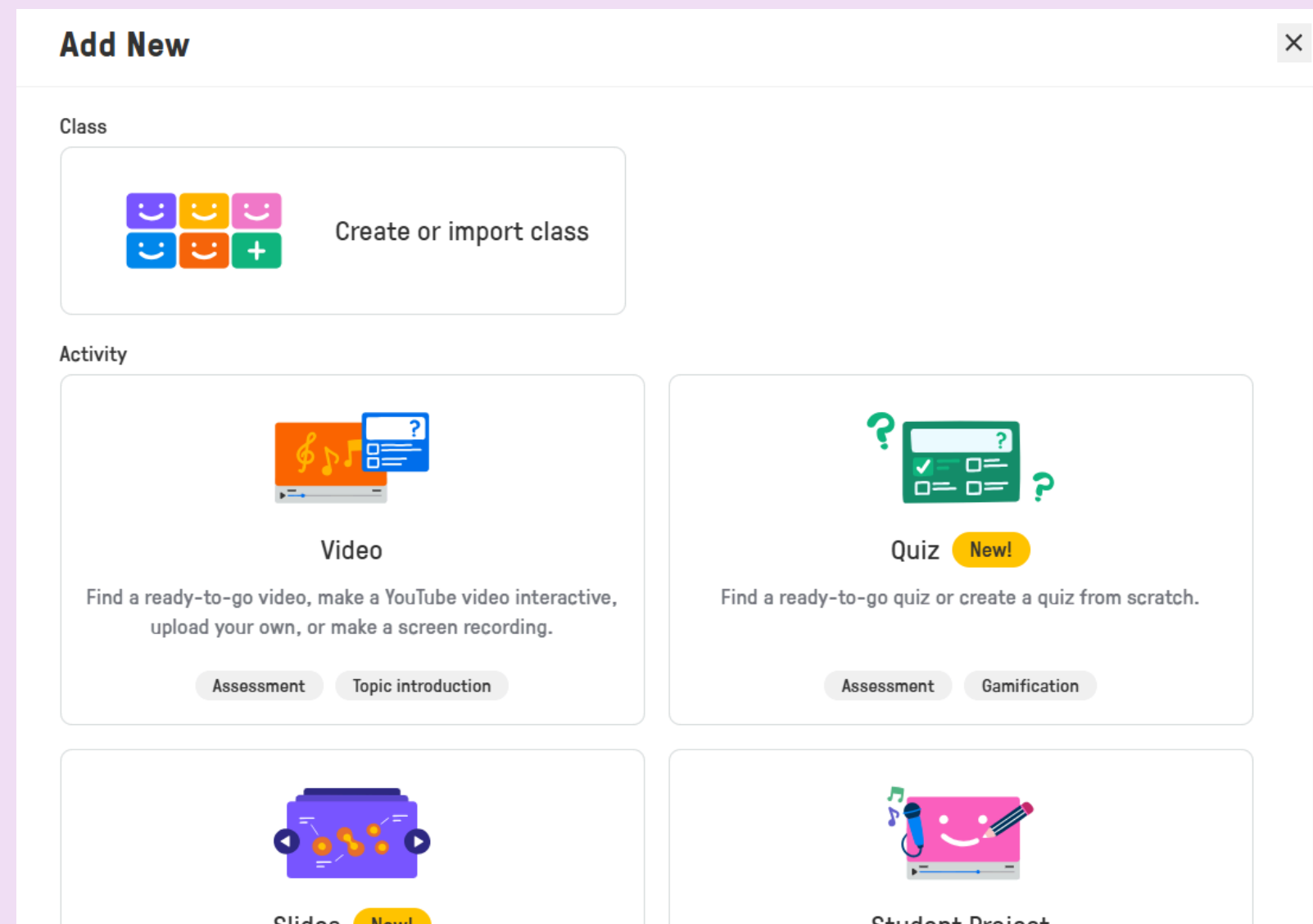


The screenshot displays the Edpuzzle dashboard. On the left is a navigation sidebar with options: 'Add New', 'Discover', 'Quizzes' (marked 'New!'), 'My Content', 'My School', 'My Classes' (with a plus and up arrow), and 'Archived'. Below the sidebar, it shows 'Content: 0/20' and a 'Check plans' button. The main area features a search bar at the top with the text 'Add search terms or a YouTube link here'. Below the search bar are filter tabs for 'All', 'My School', and 'YouTube', followed by dropdown menus for 'Subjects', 'Grade levels', 'Type', 'Duration', 'Contains', 'Country', 'Source', and 'Module'. The content area is titled 'Other' and displays three video thumbnails:

- See the Edpuzzle student view**: 05:29 duration, CC BY-NC-SA license, PreK grade-Higher Ed level, from Edpuzzle Announcements.
- Invite your students safely and easily**: 01:23 duration, CC BY-NC-SA license, PreK grade-Higher Ed level, from Edpuzzle Announcements.
- Make engaging video lessons**: 02:11 duration, CC BY-NC-SA license, PreK grade-Higher Ed level, from Edpuzzle Announcements.

Ustvarjanje novega Edpuzzle

S klikom na gumb »Create« uporabniki v Edpuzzle začnejo novo aktivnost tako, da izberejo ali naložijo videoposnetek, ki bo uporabljen za kviz.



Izbira načina stvaranja

Uporabniki v Edpuzzle lahko uvozijo videoposnetke z YouTube ali drugih platform ali naložijo lastne videe, okoli katerih nato ustvarijo kviz.

Add question

Classic assessment



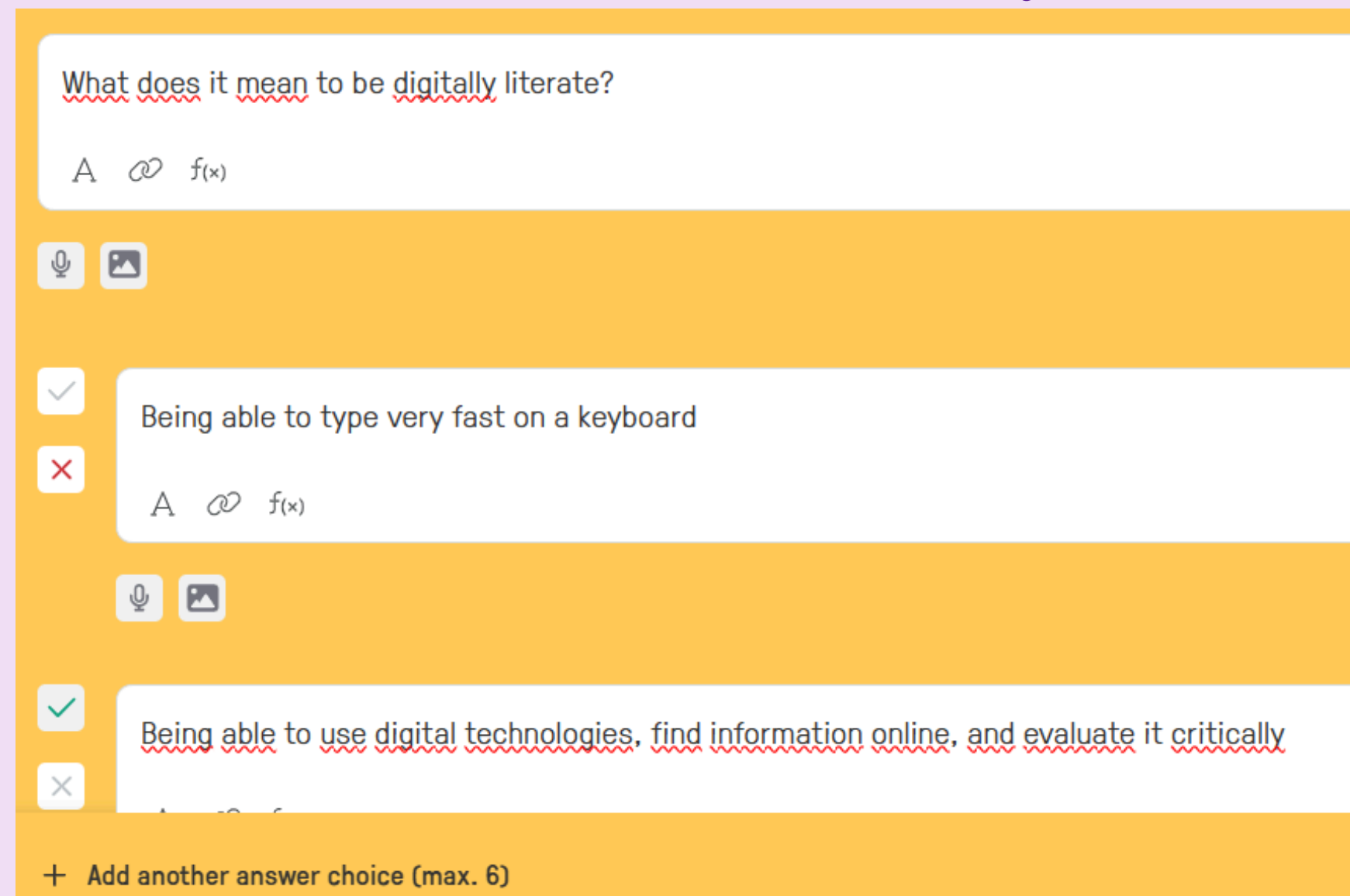
Multiple-choice



Open-ended



Urejanje vprašanja

V urejevalniku se vprašanja v Edpuzzle dodajo neposredno na časovnico videoposnetka. Uporabniki lahko ustvarijo vprašanja z več možnimi odgovori ali odprta vprašanja.






What does it mean to be digitally literate?

A  f(x)


Being able to type very fast on a keyboard

A  f(x)

Being able to use digital technologies, find information online, and evaluate it critically

+ Add another answer choice (max. 6)




Primer vprašanja

Video se v Edpuzzle samodejno ustavi, nato pa se prikaže vprašanje kviza. Učenec mora odgovoriti, preden lahko nadaljuje z gledanjem videoposnetka.

Začetek kviza


Ko je video Kviz v Edpuzzle pripravljen, ga učitelj dodeli učencem.

Dostop se omogoči preko povezave ali Kode razreda, ki jo učenci uporabijo za vstop.



Interakcija udeležencev

Udeleženci v Edpuzzle gledajo videoposnetek in odgovarjajo na vprašanja Kviza v svojem tempu. Njihovi odgovori in napredek se shranjujejo za kasnejši pregled.





GamifiedEd: Gamification in adult education

2025-1-HR01-KA220-ADU-000351906

Credits:

Written materials: By Ljudska Univerza
Lendava

Graphics: By Canva

Visuals: Edpuzzle

Funded by the European Union.
Views and opinions expressed are
however those of the author(s)
only and do not necessarily
reflect those of the European
Union or Agency for Mobility and
EU Programmes (AMPEU). Neither
the European Union nor the
granting authority can be held
responsible for them..



GamifiedEd



Co-funded by
the European Union




PUČKO
OTVORENO
UČILIŠTE
ČAKOVEC



LJUDSKA UNIVERZA LENDA
V
NÉPI EGYETEM LENDVA

#Kayros

DIGITAL INNOVATION



ŽILINSKÁ UNIVERZITA
V ŽILINE